

**Key Stage 2**

# English



## Study Guide

Everything you need to know about  
English at Key Stage 2

# Contents

## GRAMMAR, PUNCTUATION & SPELLING

### Grammar

Nouns.....	2
Pronouns .....	3
Adjectives .....	4
Adjectives – comparatives & superlatives.....	5
Verbs .....	6
Adverbs .....	9
Sentences & clauses .....	10
Prepositions & relative pronouns.....	12

### Punctuation

Sentence punctuation.....	13
Punctuating speech.....	15
Paragraphs .....	16
Apostrophes .....	18

### Spelling

Spelling by breaking up words ..	19
Spelling rules.....	20
Homophones.....	21
Plurals.....	22
Prefixes & suffixes.....	24

## READING

### Fiction & non-fiction

Reading fiction & non-fiction ....	25
------------------------------------	----

### Poetry

Types of poetry.....	26
Imagery in poetry .....	27
Sound effects in poetry .....	28

## WRITING

### Writing fiction

Story writing – planning.....	29
Story writing – getting started ...	30
Story writing – viewpoint .....	31
Story writing – characters.....	32
Story writing – dialogue.....	33
Story writing – the middle & end.....	34
Plays .....	35

### Writing non-fiction

Recounts.....	36
Reports.....	37
Writing letters.....	38

Discussions .....	40
Leaflets .....	41
Instructions .....	42
Newspaper reports .....	43

### Improving your writing

Four ways to improve your writing .....	44
Proofreading your work.....	45
Handwriting .....	46

Answers .....	47
Index .....	49

# Adjectives

## WHAT ARE ADJECTIVES?

Adjectives are describing words. They give more information about nouns. Use adjectives to make your descriptions more interesting or accurate.

The grumpy farmer is pointing at this brilliant example.

'grumpy' is the adjective that describes 'farmer'.

'brilliant' is the adjective that describes 'example'.



## CHOOSING ADJECTIVES

Choose the most interesting and descriptive adjectives you can think of. Avoid everyday adjectives like 'good' and 'nice'.



a nice orange ✗

a sweet, juicy orange ✓

**Tip** Look up dull adjectives in a thesaurus to find more interesting alternatives.

Adjectives with similar meanings can create different effects.

an old car

a vintage car



Avoid using adjectives that don't add anything to the noun, as in 'dreadful disaster'. Disasters are always dreadful.

## DON'T USE TOO MANY ADJECTIVES AT ONCE

Don't use long lists of adjectives as they sound awkward. Decide which are the most important features.

the tiny, hot, green, exotic, deserted island ✗

the tiny, deserted island ✓




Listing two or three adjectives is fine, but don't do it too often, or your writing will become difficult to read.

## QUICK QUIZ

- Pick out the adjectives in these sentences:  
**a** The tall girl wore a stripy jumper.    **b** It was a cold, wet morning.
- Improve these sentences by adding adjectives:  
**a** The captain remained on the ship.  
**b** The children crept up the stairs.

# Instructions

Instructions tell you how to make or do something, for example, how to make a cake or play a game.



## HOW TO WRITE INSTRUCTIONS

When you're writing instructions, write each step as a short command. For example, write 'Turn right at the traffic lights' rather than 'You need to turn right when you get to the traffic lights'.

**Don't forget**

Your instructions should be a series of commands. Don't recount what you did. We grated the cheese. ✗ Grate the cheese. ✓



Your title should say what the instructions are for.

List any equipment needed at the start.

Instructions often have a picture showing what you'll end up with.

### How to grow moonflowers



You need:  
Packet of moonflower seeds  
Plant pot  
Compost  
Trowel  
Watering can and water

Number the steps to make them easier to follow.

1. Use the trowel to put compost in the plant pot. Fill it to 3 cm from the top.
2. Sprinkle 5 or 6 seeds on the compost.
3. Thinly cover the seeds with compost.
4. Use the watering can to water the seeds.
5. Leave the plant pot in a sunny place, like on a window sill.
6. Water the seeds every 2 days.

You could finish with a concluding sentence.

In 2 to 3 weeks you will have a crop of magnificent moonflowers!



Read through your instructions once you've written them. Are they clear and easy to follow? Are the steps in the right order?


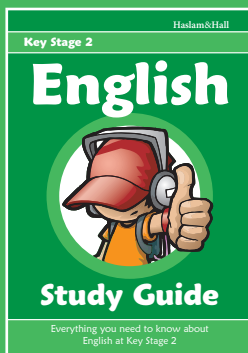
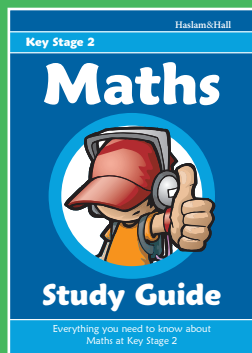
## QUICK QUIZ

Imagine you are making a jam sandwich.

- 1 What equipment and ingredients do you need?
- 2 Write down the steps you must follow to make a jam sandwich.

# Key Stage 2 Study Guides

These handy guides tell you everything you need to know about Maths, English and Science at Key Stage 2.



- **Colourful Pages** – with loads of fun characters
- **Key Facts** – everything you need to know
- **Examples** – show you exactly what to do
- **Tips** – give you advice along the way
- **Warnings** – help you avoid common mistakes
- **Quick Quizzes** – check you've understood each topic

Key Stage 2  
English Study Guide

ISBN 978-0-9560677-1-5



Retail price: £4.95



For more info and ordering go to  
[www.haslamandhall.co.uk](http://www.haslamandhall.co.uk)

**Haslam&Hall**

K2ESG